



US00D383828S

United States Patent [19] Grice

[11] Patent Number: **Des. 383,828**

[45] Date of Patent: ****Sep. 16, 1997**

[54] **REEL SEAT FOR CASTING**

[75] Inventor: **Steve Grice, Spirit Lake, Iowa**

[73] Assignee: **Berkley, Inc., Spirit Lake, Iowa**

[**] Term: **14 Years**

[21] Appl. No.: **53,112**

[22] Filed: **Apr. 16, 1996**

[51] LOC (6) Cl. **22-05**

[52] U.S. Cl. **D22/142**

[58] Field of Search D22/142; 43/20,
43/22, 18.1

[56] **References Cited**

U.S. PATENT DOCUMENTS

D. 165,529	12/1951	Kitterman	D22/142
D. 252,639	8/1979	Ohmura	D22/142
D. 256,837	9/1980	Endo et al.	D22/142
D. 258,231	2/1981	Airhart	D22/142
D. 266,427	10/1982	McMickle et al.	D15/12
D. 300,651	4/1989	Lassi	D22/142
D. 301,051	5/1989	Lassi	D22/142
D. 327,727	7/1992	Robbins et al.	D22/142
D. 341,408	11/1993	Grice	D22/142
D. 342,985	1/1994	Grice	D22/142
D. 343,225	1/1994	Grice	D22/142

D. 347,878	6/1994	Grice	D22/142
4,043,071	8/1977	Lando	43/23
4,334,378	6/1982	Worth	43/22
4,516,351	5/1985	Highby	43/23
4,649,611	3/1987	Myojo	43/18.1
4,703,578	11/1987	Highby	43/18.1
4,860,484	8/1989	Green et al.	43/22

Primary Examiner—Doris V. Coles
Attorney, Agent, or Firm—Banner & Witcoff, Ltd.

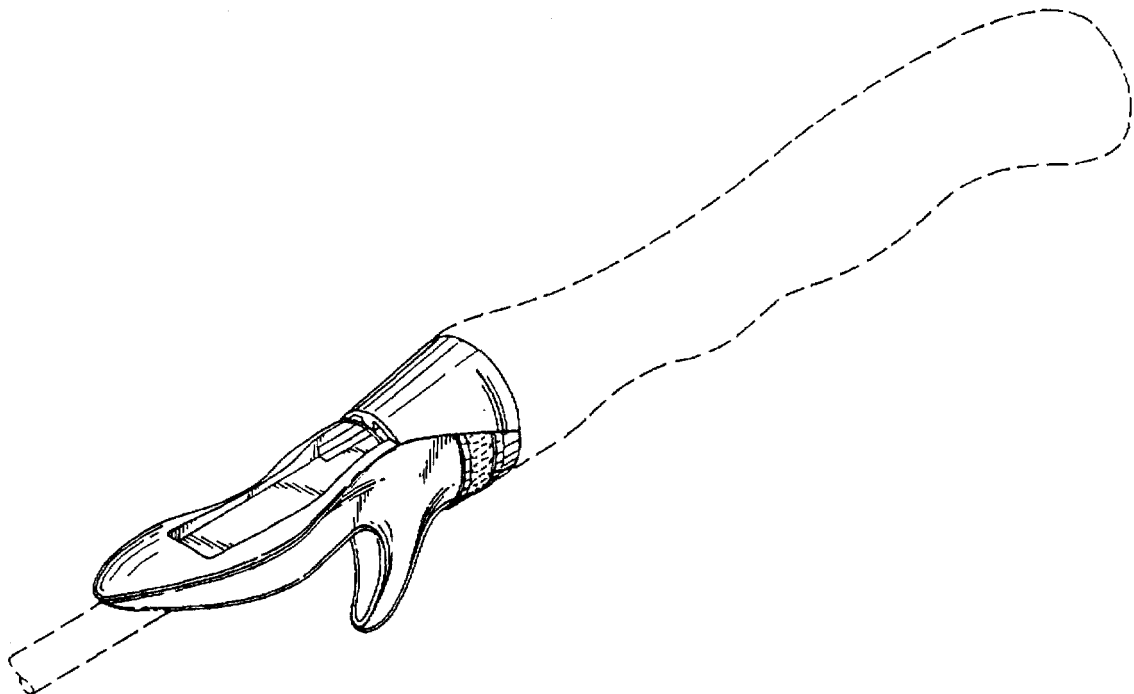
[57] **CLAIM**

The ornamental design for a reel seat for casting, as shown and described.

DESCRIPTION

FIG. 1 is a perspective view of a reel seat for casting showing my new design;
FIG. 2 is a front view thereof;
FIG. 3 is a rear view thereof;
FIG. 4 is a side elevational view thereof, the other side being a mirror image;
FIG. 5 is a top view thereof; and,
FIG. 6 is a bottom view thereof.
The broken line showing of a fishing rod handgrip portion and blank is for illustrative purposes only and forms no part of the claimed design.

1 Claim, 2 Drawing Sheets



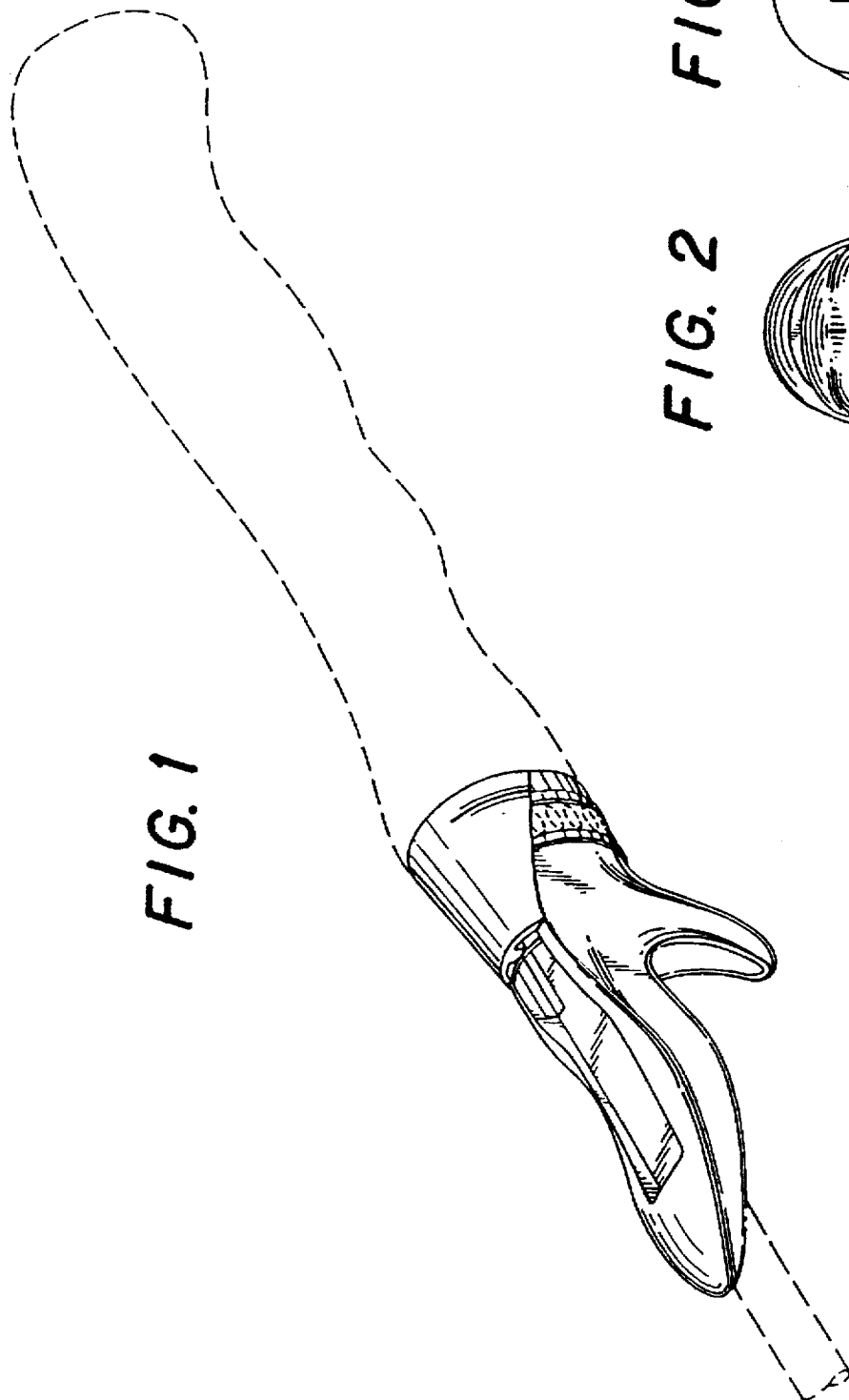


FIG. 1

FIG. 2

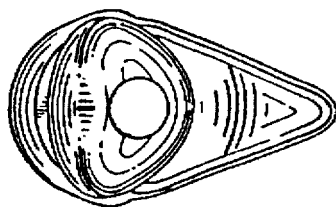


FIG. 3

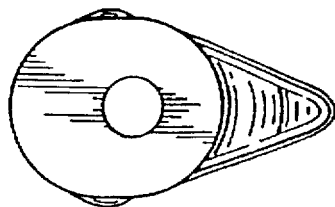


FIG. 4

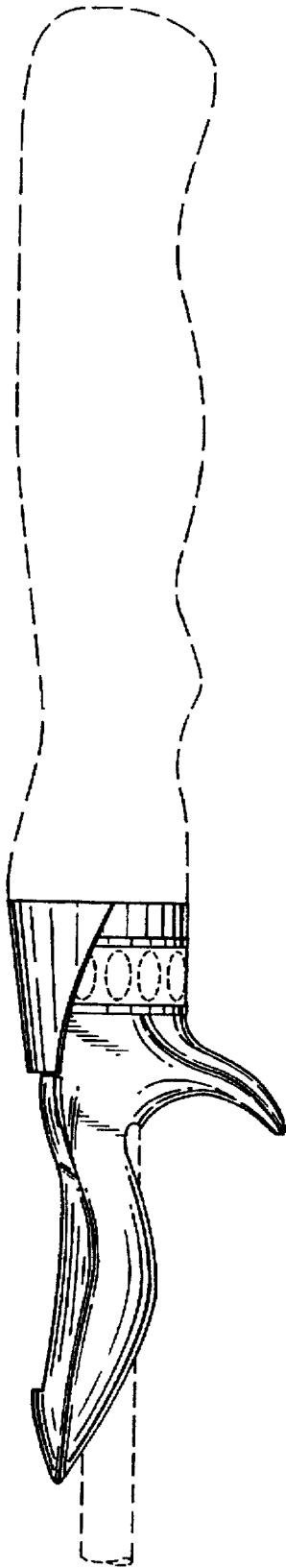


FIG. 5

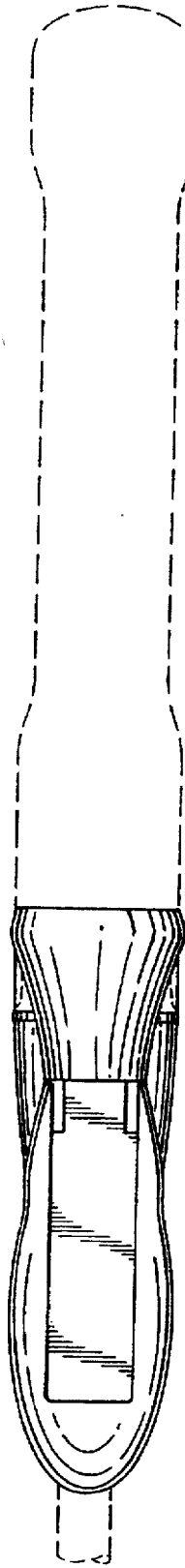


FIG. 6

